










Sailing Instructions for Club Racing




1. A minimum of 3 entrants are necessary to form a valid race.
2. Signals made ashore i.e., the flags, starting sequence lights and course to be sailed, will be displayed at the Race Hut.
3. The racing area and position of marks can be seen in the Appendix, Image 1.
4. Description of marks. The marks range from numbers 0-10, letters X, Y & Z, and the Outer Distance Marker (ODM). The numbered marks are all black with a white number. The lettered marks are yellow. The ODM has "ODM" displayed on it.
5. The start line is a transit created from the shore by the flagpole & another shorter pole with a triangular upper section. See Appendix Image 2. The ODM limits the length of the start line. It should be passed on the side indicated on the course board as you approach the line to start.
6. Flag H (which is red and white) will be raised to indicate the 5-minute warning, along with a single horn sound. Preparatory flag P will be used to indicate the preparatory period.
7. The finish line is set between the flagpole and the ODM, with the possible exception of pursuit races.
8. Course
 - 8.1. Before the countdown sequence commences the course will be displayed on a board outside the Race Hut.
 - 8.2. Marks are rounded in the order they appear on the course board and in the direction indicated by the colour on the course board. A number with a red background indicates a port rounding and a green background indicates a starboard rounding.
 - 8.3. The first number on the course board indicates the number of laps. This is a white board with a black number.
 - 8.4. You should pass inside the ODM on each lap.
9. Start
 - 9.1. Racing starts adjacent to the Race Hut. This located 500m from the Clubhouse around the corner - to the right, as you look down the slipway (see appendix image 1).
 - 9.2. A 5-4-1-0-minute countdown sequence is used to start our races - you start on 0. The 5-minute warning is given at approximately 11.30am. See Table 1.
 - 9.3. At each point of the countdown a horn will sound, accompanied by either lights or flags. In normal circumstances only the horn and lights are used, with the lights representing the raising or lowering of flags. If the lights are not operating properly flags will be used instead. The sequence is as follows:

Table 1.

Time (minutes)	Meaning	Flashing Lights	or	Flags
5	Warning			
4	Preparatory	 		 
1	One minute			
0	Starting signal	Lights out		Class flag removed

- 9.4. The only exception to starting on 0 is for pursuit races, in which cases your dinghy will be allocated a start number. This number represents the minutes after 0 that you start and allows a staggered start for the range of slower to faster boats (according to the PY rating). The Race Officer will be able to confirm your start number.
- 9.5. A number board will be displayed outside the race hut. Starting numbers will be displayed on minute intervals; when your starting number goes down, you start.
- 9.6. At the starting signal if any part of a boat's hull is in the course side of the starting line, they must return to the pre-start side. The Race Officer should raise flag X  with one horn. Alternatively for club racing the Race Officer may notify them by shouting their name and/or sail number.

10. Finish

- 10.1. Pursuit races have a fixed time and are usually finished on the course from a Committee/safety boat. Please continue to maintain your finish position until you have been acknowledged by the finishing boat.
- 10.2. There is no official race time limit, but races will last approximately 35 minutes to 1 hr.
- 10.3. If the Race Officer decides to shorten the course, they will sound the horn twice, and raise flag S  as the first boat passes the penultimate mark.
- 10.4. All boats that pass through the finish after this signal will be finished irrespective of the number of laps each boat has completed. Handicap races will be decided by the corrected average lap method.

Appendix

Image 1 – Sailing Area & Marks

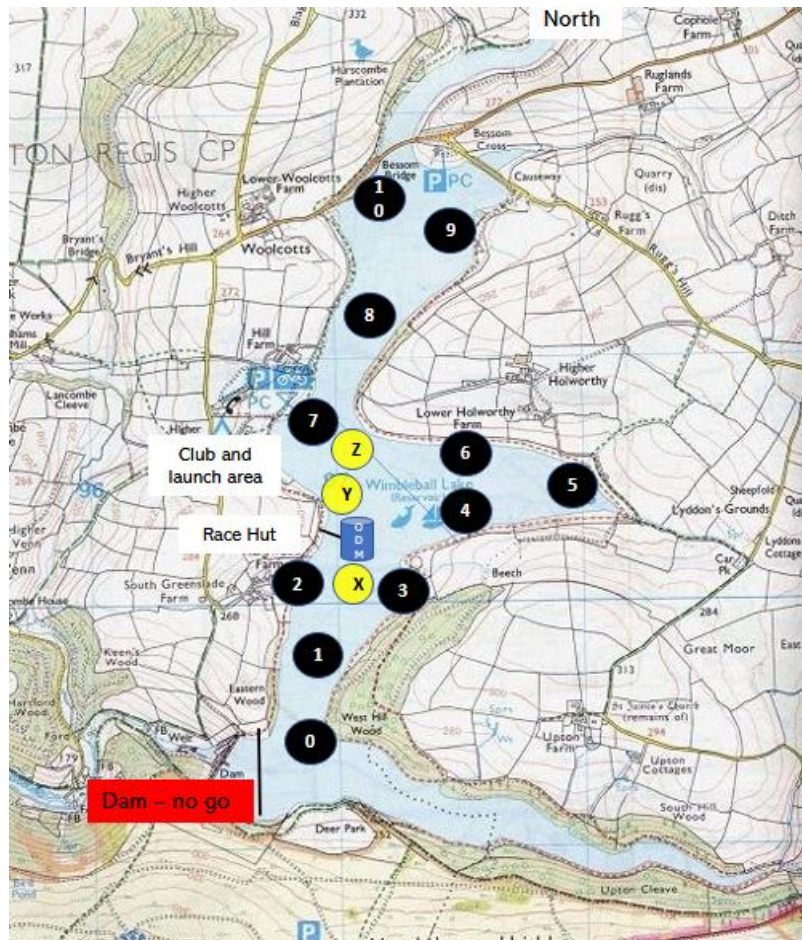


Image 2 - The Race Hut, Course Board and Start Transit

